

SPECIFICATION --- Model No.: RC01 (Remote control)

Product Picture:



Product Features:











- The microwave sensor used with the RC-01 to extend the sensor function.
- Remote control uses CR2025 battery.
- Remote control range: 10 meters (indoor use).
- The lamp connected with microwave sensor will flash once after receiving the remote control signal to indicate the received signal.

SPECIFICATION --- Model No.: RC01 (Remote control)

Key Function:

	<p>Induction range adjustment: Induction range adjustment, maximum 100% (10 meters). The actual sensing range and angle will be affected by the walking speed and surrounding environment.</p>
	<p>Operating mode:</p> <p> By pressing this key, the sensor enters into AUTO mode, that is, the sensor will automatically turns on or off the lamp according to the moving objects and the ambient light level within the induction range. Under mode, the sensor enters into AUTO mode by pressing this key.</p> <p> By pressing this key, the lamp will turn on for 8 hours, then enters into AUTO mode.</p> <p> By pressing this key, the lamp will turn off for 8 hours, then enters into AUTO mode.</p> <p> By pressing this key, the sensor enters into MANUAL mode, the detail function needs to read the sensor specification.</p>
	<p>Light control value adjustment: The light control range is adjusted, and the lamp will automatically turns on when the ambient brightness is lower than the set value and the moving objects is detected both.</p> <p> By pressing this key, the ambient brightness can be learned and commit to the memory used for the set light control value.</p> <p> By pressing this key, the lamp operates and is not controlled by Lux.</p>
	<p>Delay time adjustment: Delay time adjustment, that is, the time after the induction is stopped and the set time is reached, the lamp is turned off.</p>
	<p>Light control range manual adjustment:</p> <p> By pressing the key, the lamp brightness continues to increase, and the lamp brightness can be learned and commit to the memory by re-pressing this key.</p> <p> By pressing the key, the lamp brightness continues to decrease, and the lamp brightness can be learned and commit to the memory by re-pressing this key.</p>
	<p>Standby light adjustment:</p>

SPECIFICATION --- Model No.: RC01 (Remote control)

	 By pressing the key, the lamp will switch on 10% of total brightness if the daylight value is under the "Light control value" setting value, and vice versa.  By pressing the key, the function of Standby light adjustment is OFF.
	<p>Standby time adjustment:</p>  By pressing the key, the lamp will turn on for 10 seconds if the daylight value is under the "Light control value" setting value, and vice versa.  By pressing the key, the lamp remains on.
	<p>Scene mode:</p>  Corridor mode: Light control value = 50Lux, Delay time = 30seconds, Standby light = 15%, Induction range = 75%, Standby time = ∞  Office mode: Light control value = 300Lux, Delay time = 5 minutes, Standby light = 30%, Induction range = 100%, Standby time = 15 minutes  Warehouse mode: Light control value = 300Lux, Delay time = 2 minutes, Standby light = 15%, Induction range = 100%, Standby time = 30 minutes
	<p>Reset:</p> By pressing this key, the lamp is on for 2 seconds when the sensor is triggered and uncontrolled by Lux.